

KINETIC MODELING STUDIES OF HETEROGENEOUSLY CATALYZED TRANSESTERIFICATION OF NON-EDIBLE OIL

Wisdom Chukwuemeke Ulakpa
 Chukwuemeka Odumegwu Ojukwu University,
 Department of Chemical Engineering, Uli, Anambra State, Nigeria.

Callistu Nonso Ude
 Michael Okpara University of Agriculture,
 Department of Chemical Engineering, Umuahia, Abia State, Nigeria

Dominic Okechukwu Onukwuli
 Nnamdi Azikiwe University, Department of Chemical Engineering,
 Awka, Anambra State, Nigeria

Abstract-The analytical process characterizing the experimental changes of reversible reaction of neem oil utilizing acid activated catalyst (CaO) derived from waste of animal bone as heterogeneous catalyst was used to determine the response disposition. Reaction value invariant/adsorption coefficients were determined using MATLAB with solver (Geometric Algorithm). The model fitted best was further studied to establish the change in the kinetics of the transesterification adverse reaction. The ideal is subjected to the reverse process and characterizes the effective absorption of all the reactants and products. This research was carried out under the subsequent response states: Catalyst concentration (4%), methanol to oil molar ratio(8:1), reaction temperature(55°C), reaction time(4hr) and agitation speed(400rpm). This analysis further revealed the change of triglyceride adsorption was the rate- limiting step or slowest step and the efficient value for all the nine responses (changeable and constant) was favored by immense flashpoint which is model investigation for an endothermic process. The kinetics was observed second disposition and the flashpoint absorbed rates derivative by the mathematical relationship between temperature and rate of a chemical reaction showed activating energy: 90.98kJ/mol and pre-exponential element: $1.46E10 \text{ dm}^3\text{mol}^{-1}\text{min}^{-1}$.

Keywords-Biodiesel, Catalyst, Transesterification, Neem oil, and Kinetics.

I. INTRODUCTION

The rapid decrease of the global hydro-carbon substitute/ increased ecological interests have established substantial expect for ecologically friendly sustainable reserves of energy (Ashish et al., 2010). There is an increasing global interest for environmental natural resources conservation. The prospect of establishing an alternate renewable energy sources to reestablish the long-established hydrocarbons have received tremendous concern in the past couple of years (Vicente et al., 1998). Biodiesel fuel is well-chosen as a feasible alternate and prospective petroleum for diesel engine because of the forecast scarcity of non-renewable fuels and rise in the cost of the fuel. It is biodegradable, renewable, harmless, ecologically-friendly, high cetane number, better lubrication, high flash point, and has complete affinity interest with physical and chemical attributes with that of standard petroleum diesel (Sanjay, 2013; Demirba 2003; Kaya et al., 2009; Hetsi et al., 2009). Methyl ester is a combination of mono alkyl esters obtained from plants or animals and therefore termed as renewable energy (Lin et al., 2006).

Dissimilar reactants like the alkaline, acid or lipase are been utilized in reversible reaction in methyl ester mixture however, the alkaline-catalysed response is the utmost in the production as a result of faster, easier and cheaper purification/distillation (Hassan et al., 2013). The standard reactants utilized for transesterification includes: heterogeneous and homogeneous catalysts. Though, similar synergists are hard to regain and advance to subsequent effluent remedy, raise in the value of methyl ester synthesis. Alkaline reactants increases the peroxide values resulting to soapy deposit/ use of synergists. Furthermore, is delicate to aqua absorption. Acid catalysts are utilized for oils with high free fatty acids. However, dissimilar reactants might ameliorate mixture techniques and extinguishing added distillation value integrated with the similar. For this reason, utilization of dissimilar reaction is an alternate form of similar response presently been considered. The variables that effect the yield of methyl ester via reversible reaction of liquid edibles include: methanol to oil molar ratio, reaction temperature, reaction time, and catalyst concentration. The different means carried out in synthesis of biodiesel from liquid edibles and tallow fats viz: dilution, micro-emulsification, pyrolysis and transesterification process/technique (Demirbas et al., 2009; Aderemi et al., 2010; Leng et al., 1999; Jabalu et al., 2009). Amidst these means, reversible reaction is the crucial and best means to make the refiner and eco-friendly secure fuel (Younis et al., 2009; Atlanatho et. al., 2004). Methyl ester is produced through a chemical reaction known as reversible reaction of distinct liquid edible/non-edibleoil or tallow fat with a short chain alcohol, in which one mole of glyceride mixes with three moles of alcohol in the proximity of adequate volume of reactant to form mono methyl ester and glycerol. Solid waste based catalyst was used to generate value efficient synergist and petroleum fuel. In this research, catalyst grain volume, methanol to oil mole ratio, effects of temperature and revolution momentum were analyzed to ascertain the highest processes. The increase in rate of a chemical reaction of catalyst was also examined. The appropriate reaction rate model (kinetic study) was also performed and the rate of chemical reaction/coefficient (k) and energy of activation (Ea) at different temperatures was investigated.

II. MATERIALS AND METHODS

Neemseed oil compositions as shown in table 1.0 was achieved from National Research Institute for Chemical Technology (NARICT), Zaria, Nigeria. Waste of animal bones was sourced from a local market in Kubwa, Abuja. Methanol and other chemicals/reagents were acquired from Zaria, Nigeria. All reagents were of analytical grades and were utilized as received without any additional refining.

Table 1. Physiochemical Characteristics of Neemseed oil

Properties	Values
Specific gravity	0.948
Kinematic viscosity (30cst)	29.91
Acid value (mg KOH/g oil)	0.28
iodine value (g I ₂ /100g oil)	73.47
Moisture (%)	0.001
Saponification value (mg/g oil)	212.3
Refractive index at 250C	1.476
Peroxide value(meg/kg)	40.0
PH value	3.39
Ester value(mg/g)	211.7
Boiling point	52°C
Free fatty acid	0.140
Cloud point	13
Pour point	3
Oxidation stability 110°C	5.0 hours

A. Preparation of Catalyst-

The catalyst (waste animal bones) from goats was sourced from a municipal market in Kubwa, Abuja. The sourced waste bones was immersed in a steaming water for several hours (6-8 hours) at about 75°C to remove tissues and fats in the bone and then rinsed with distilled water for 3-4 times to remove dust and contaminants. The waste bones were dehydrated in the desiccating furnace at 110°C for 4hr to remove water and mist before been crushed into smaller particles of 2mm grain volume. The powdered catalyst was sieved using varying mesh size to get particle of steady size of mesh. The sieved catalyst was kept in a mass transfer process prior to further usage.

B. Catalyst Activation-

Sample of the crushed catalyst was impregnated with concentrated phosphoric acid (H₃PO₄) at different ratios of raw material to acid (1:1, 1:2, 1:3, 1:4, and 1:5 w/v) on weight basis. The impregnated samples were dried in an oven at 100°C for 12hr. After the activation, and slow cooling in air at room temperature, the slurry was washed with distilled water several times until pH 6-7 filtered to be free from acid and then dried at a temperature of 110°C for 4hours and finally ground into a fine powder, sieved and stored in desiccators for further usage.

C. Catalyst Characterization

Fourier Transform Infrared (FTIR)

The catalyst was examined using spectrophotometer with ranges 650-4000cm⁻¹ after 16 investigation using a design of 8 cm⁻¹. Kbr was utilized as the grounding phenomenal in the investigation to remove signal noise. FTIR spectra were recorded using FTIR spectrophotometer.

Thermal Gravimetric Analysis/Differential Thermal Analysis (TGA/ DTA)

Thermal gravimetric analysis (TGA) was carried out using a Perkin Elmer Pyris diamond thermogravimetric/differential thermal analyzer (TG/DTA)

D. Reaction Procedure

Reversible process was carried out in a 500 mL round bottom flask as a reactor. The reactor was fitted with a reflux condenser (to minimize alcohol loss), a mechanical stirrer, and a thermometer. 30ml (28.44g) of refined neem oil was transesterified into a flat bottom flask placed on a hot magnetic stirrer. 1.14g (4wt% based on weight of oil) of catalyst partially dissolved in 1ml of alcohol was added to the oil using molar ratio of 8:1. The response decanter was heated on a stirrer at a temperature of 45°C and constant speed of 400rpm at various times (0.5, 1, 2, 3, 4, and 5 hours). At a defined time (1-2 hours), the sample was taken out, cooled and the biodiesel was separated from the by-product by settlement overnight under ambient temperature. The test was replicated for temperatures of 50°C and 55°C Experimental processes were determined subsequent to the optimized conditions. Yields of methyl esters was measured by GC-MS which provides the composition (%).

Kinetics of Transesterification

Below equations represents a reversible response being driven by excess alcohol and a catalyst.

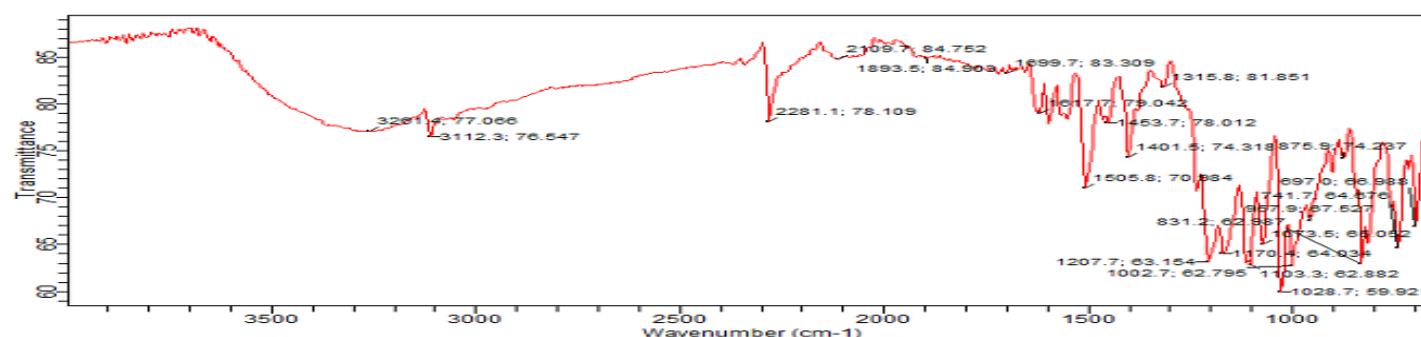
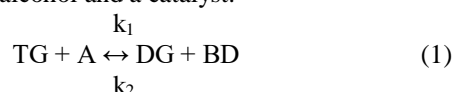


Fig. 1. FTIR spectra of acid activated catalyst.

Thermal gravimetric Analysis (TGA) / Differential

Thermal Analysis (DTA)

The TGA/DTA in figure 2.0 showed weight loss at temperatures between 100 to 250°C, and 400 to 450°C due to dehydration of the precipitating complex and the loss of physically adsorbed water. Over a wide range of temperature of 400 to 450°C the weight loss was mainly due to decomposition of organic matters. The increase in weight losses indicate the elimination of carbon to some degree in addition to water and gases (Abdel et al., 1981). And low weight losses was due to carbonate disintegration (Figueiredo et al., 2010).

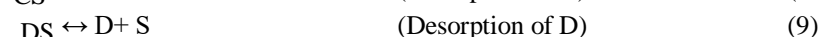
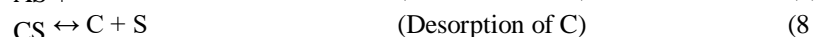
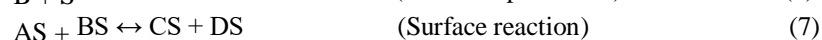
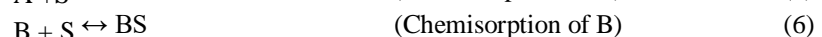
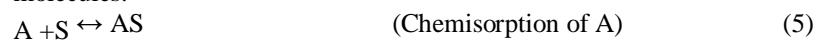
k6

The total transesterification of neem oil with methanol is presented as (4)



Where k₁, k₃ and k₅ are rate constants for forward reactions; k₂, k₄ and k₆ are rate constants for reverse reactions (backward reaction rate). The minimum value of k is the rate determining step of the reaction. Where TG..Triglyceride, DG...Diglyceride, MG.. Monoglyceride, G..Glycerol, BD..fatty acid methyl ester and A ... concentration of alcohol.

The fundamental steps of Langmuir-Hinshelwood-Hougen-Watson (LHHW) are obtained in five-step order as presented in equation (5-9) below. The 'S' denotes the surface site and B indicates tri-, di-, and monoglyceride molecules:



If the adsorption response is assumed to be the slowest step (RDS), the final rate equation obtained is as follows (Hayes, 2001; Schwarzer, 2006; Hafizuddin, 2012):

$$(-r_A) = k_s k_A k_B ([A][B] - 1/k[C][D]) / (1 + k_A[A] + k_B[B] + k_C[C] + k_D[D])^2 \quad (10)$$

III. RESULT AND DISCUSSION

A. Physiochemical Characteristics of Neemseed Oil

Physiochemical characteristics of neem oil are given in table 1.0. From table 1.0, it can be seen that the free fatty acid value of neemseed oil is less than 0.01(1%) and this is a reliable level for reversible reaction. The acid value, iodine value, and saponification value indicates that the oil will form lesser soap and enhance elimination of the biodiesel from the glycerol, thus leading to increase yield. The density/specific gravity and high viscosity makes it hard to disintegrate in which combustion occurs in the engine, therefore it may not be utilized straight off as biodiesel. The low pour point and cloud points indicates that it will hardly change at room temperature therefore can be reserved for a long time. The oxidation stability is within the standard result of ASTM D6751 minimum of 3hours and maximum of 6 hours. From the experimental results it could be noticed that the neemseed oil is very close to the maximum standard and far above the minimum standard. This may be due to the absence or reduced unsaturated fatty acids. Neemseed oil has higher oxidative stability when compared to methyl esters of acid, alkaline and thermal activated catalyst due to higher viscosity of triglyceride than ester.

B. Characterization of Catalyst

Fourier Transform Infrared

Figure revealed the FTIR spectral of acid activated catalyst. The characteristic PO₄³⁻ absorbed bands of the acid activated waste bones were observed with the broad bands at 3281.4 to 2281.1.2 cm⁻¹, attributable to adsorbed water. The sharp peaks at 1505.8 to 723.1 cm⁻¹, indicate the vibration peaks of PO₄³⁻. The presence of weak sharp transmittance band at 3261.4 to 3112.3, could be as a result of activation with high H₃PO₄ concentration. This peak may be ascribed to isolated O-H groups.

Beyond 400°C and 450°C no important weight loss was detected. Almost stable curve was noticed within this temperature range denote stage attribute due to completion disintegration and possibly, separation of attached liquids and gases.

In the DTA curve, it showed two endothermic peaks at temperatures between 100 to 150°C and 300 to 350°C. The low endothermic peak at temperature between 100 to 150°C was due to removal of vapor from the surface of the catalyst (Abdel et al., 1981; Figueiredo et al., 2010). Why a peak at temperature between 300 to 350°C can be attributed to the elimination of water resulting from loss of hydroxyl group and degradation of organic substances.

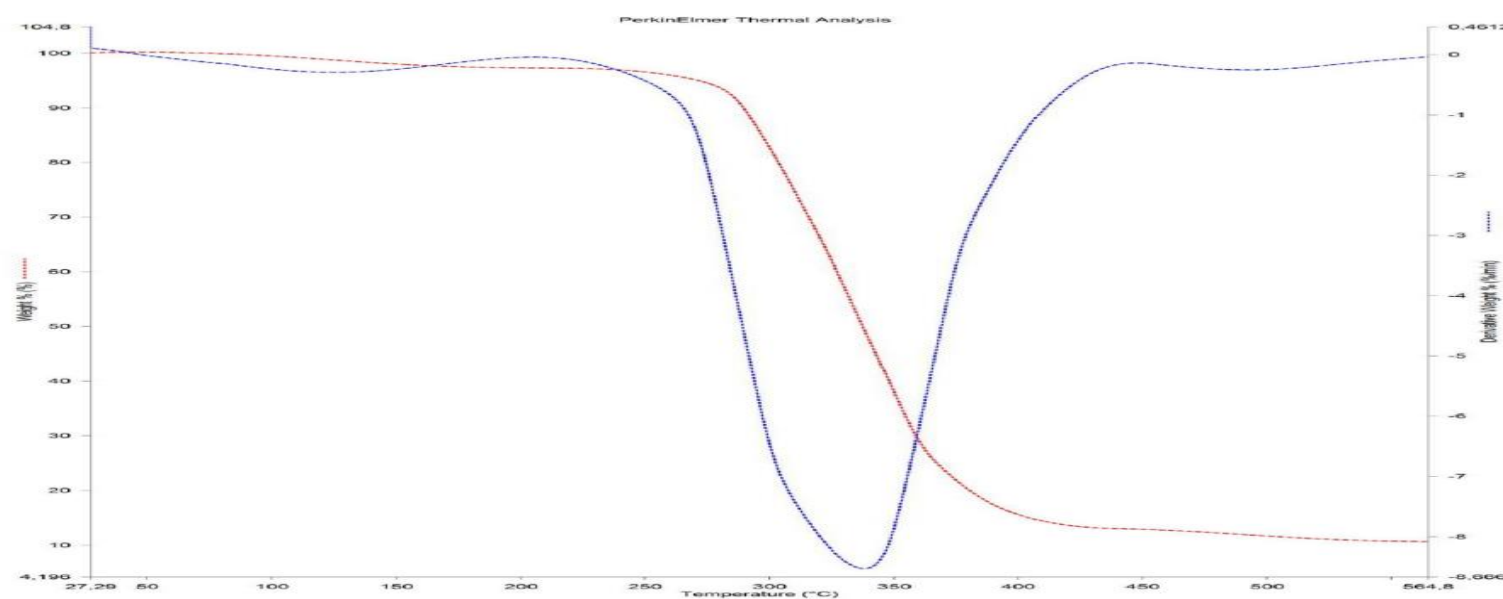


Fig. 2.TGA/DTA thermogram of acid activated catalyst.

C. Investigation of Reversible Reaction Results

Transesterification of neem oil using heterogeneous-catalyzed process was carried out at different response temperatures (45, 50 and 55°C). The optimum response states were: methanol to oil ratio (8:1), catalyst concentration (4wt %), reaction time (4hour) and stirring momentum (400rpm). Model concentrations descriptions of TG-triglyceride, DG-diglyceride, MG-monoglyceride, ME-methanol, FAME-methyl ester, and GL-glycerol for the determined response states and temperatures response of: 45 °C, 50 °C and 55 °C in figures 3, 4 – 5, showed differences in absorption of tri-glycerides/production of esters and glycerol/incomplete mixtures like glycerides and monoglycerides at all specified period throughout the reaction.

The investigations of figures 3, 4 and 5, showed that the triglyceride concentration gradually diminishes, till it reached point near zero(0) at the climax of the reaction. At same time, FAME absorption rises swiftly throughout the first 3hrs of the response attaining the highest and remained steady. Though, the concentration of glyceride -GL gradually speeds up and its use was not finished/concluded during the reaction period.

After 4hrs, infinitesimal modifications in the absorption of all part were determined. The explication for this occurrence are in two states. Foremost, the modification in absorption declines as the reaction reaches stability. Furthermore, fatty acid methyl ester and glycerin are incompatible with each other at a high-rise stimulating momentum of 400 rpm (Vicente et al., 2005).

Table 2.0: Concentration- time results at 45°C

S/N	Time(H)	C _{TG}	C _{DG}	C _{MG}	C _{MeOH}	C _{FAME}	C _G
1	0	6.82	0	0	4.20	0	0
2	1	5.52	3.66	3.97	3.80	9.06	2.35
3	2	4.29	3.10	3.10	2.77	10.73	3.45
4	3	2.25	1.50	1.03	2.30	12.05	4.48
5	4	2.25	1.50	1.03	2.30	12.05	4.48
6	5	2.25	1.50	1.03	2.30	12.05	4.48

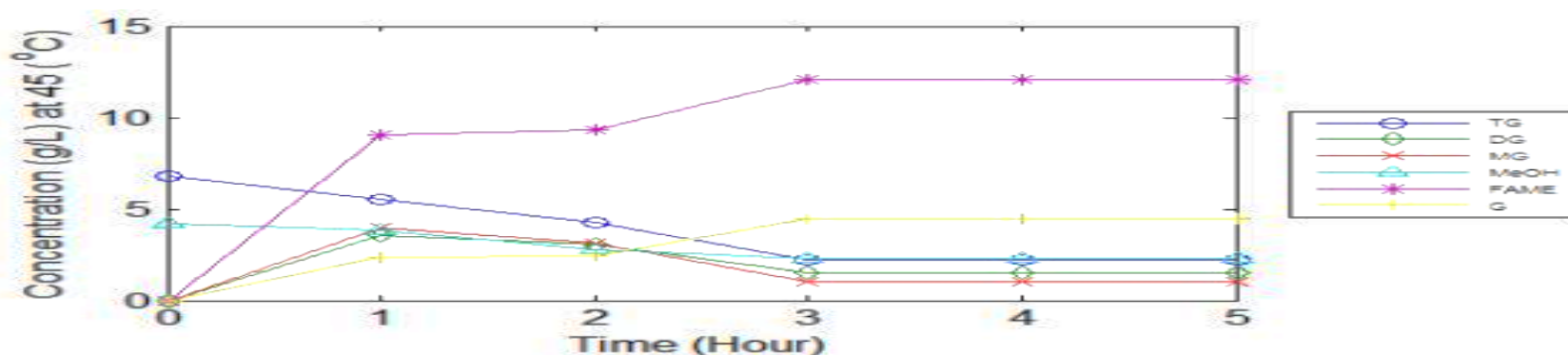


Figure 3.0. Result of Response Time on Concentration at 45°C

Table 3.0. Concentration- time results at 50°C

S/N	Time(H)	C _{TG}	C _{DG}	C _{MG}	C _{MeOH}	C _{FAME}	C _G
1	0	6.82	0	0	4.20	0	0
2	1	4.63	3.66	3.65	2.65	7.71	3.16
3	2	3.59	2.97	3.05	2.40	10.73	4.90
4	3	2.10	1.26	0.995	2.26	24.48	6.36
5	4	2.10	1.26	0.995	2.26	24.48	6.36
6	5	2.25	1.26	0.995	2.26	24.48	6.36




Fig. 4. Result of Response Time on Concentration at 50°C

Table 4.0. Concentration- time results at 55°C

S/N	Time(H)	C _{TG}	C _{DG}	C _{MG}	C _{MeOH}	C _{FAME}	C _G
1	0	6.83	0	0	4.20	0	0
2	1	5.52	2.79	3.33	2.45	16.93	2.78
3	2	3.46	2.45	3.0	2.24	22.98	4.81
4	3	1.45	1.01	0.77	2.10	31.87	5.12
5	4	1.45	1.01	0.77	2.10	31.87	5.12
6	5	1.45	1.01	0.77	2.10	31.87	5.12

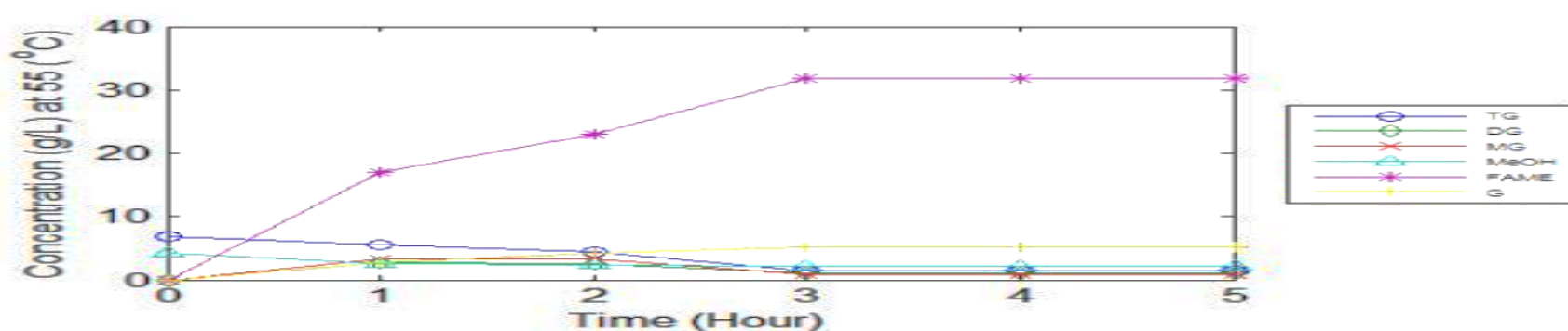


Fig. 5. Result of Response Time on Concentration at 55°C

D. Activation Energy

In the study of temperature dependence on rate constants (energy of activation and pre-exponential factor), Arrhenius equation was utilized. The temperature dependent terms for the rate determining step (RDS) were calculated from kinetics experiments.

$$k = A e^{-\frac{E_a}{RT}} \quad (11)$$

The mathematical process of equation (11) resulted in equation (12). The plot of $\ln k$ versus $(1/T)$ gives slope $= -E_a/R$ and intercept $= \ln A$.

$$\ln k = (-E_a/RT) + \ln A \quad (12)$$

Where K = rate constant (the unit depends on the reaction order); A = pre-exponential factor (same unit as that of k); E_a = energy of activation ($J \cdot mol^{-1}$); R = gas constant ($8.314 J \cdot mol^{-1} \cdot K^{-1}$); and T = temperature (K).

The slopes gives the activation energies (E_a), the intercepts and pre-exponential factors. As seen from Table 5.0, the forward reactions for the triglyceride adsorption (TGads) have lower activation energies than their reverse counterparts which theoretically would mean more favourable reverse reactions. The rate constants obtained at different temperature are presented in Tables 5.0, it could be noted from the tables that for all the temperatures studied, the rate constant for adsorption of triglyceride was

lowest and it increases as temperature increased. This can be examined as the slowest step (RDS). The triglyceride adsorption reaction has activation energy, 90.98 kJ/mol. The activation (E_a) energy (90.98 kJ/mol) of the rate determining step and the pre-exponential factor, A ($1.46 \times 10^{10} dm^3 mol^{-1} min^{-1}$) was calculated from Arrhenius plots using figure 4. The high value indicates that triglyceride adsorption was slow and needed high energy and catalyst to break the energy barrier. The variation of concentration with time at temperatures of 45°C, 50°C, and 55°C are shown in figures 3, 4 and 5, respectively. It could be observed that concentration decreases as time increases for triglyceride, diglyceride, monoglyceride and methanol showing they were consumed to process methyl ester and glycerin with biodiesel been dominant.

E. Determination of Kinetic Variables

The energy of activation influences the degree of dependence of rate constants on reaction temperature at a given condition. The energy of activation and frequency factor for the rate determining step-RDS (TG ads.) were estimated from the Arrhenius equation by plotting $\ln k$ vs $1/T$ as shown in figure 4.0.

Table 5. Data for determination of Arrhenius parameters

Temp.(Kelvin)	Rate constant (K) TG adsorption	$\ln K_f$	$1/T(1/K)$
318	1.96E-5	-10.83	0.00314
323	2.17E-5	-10.74	0.00315
328	5.18E-5	-9.87	0.00305

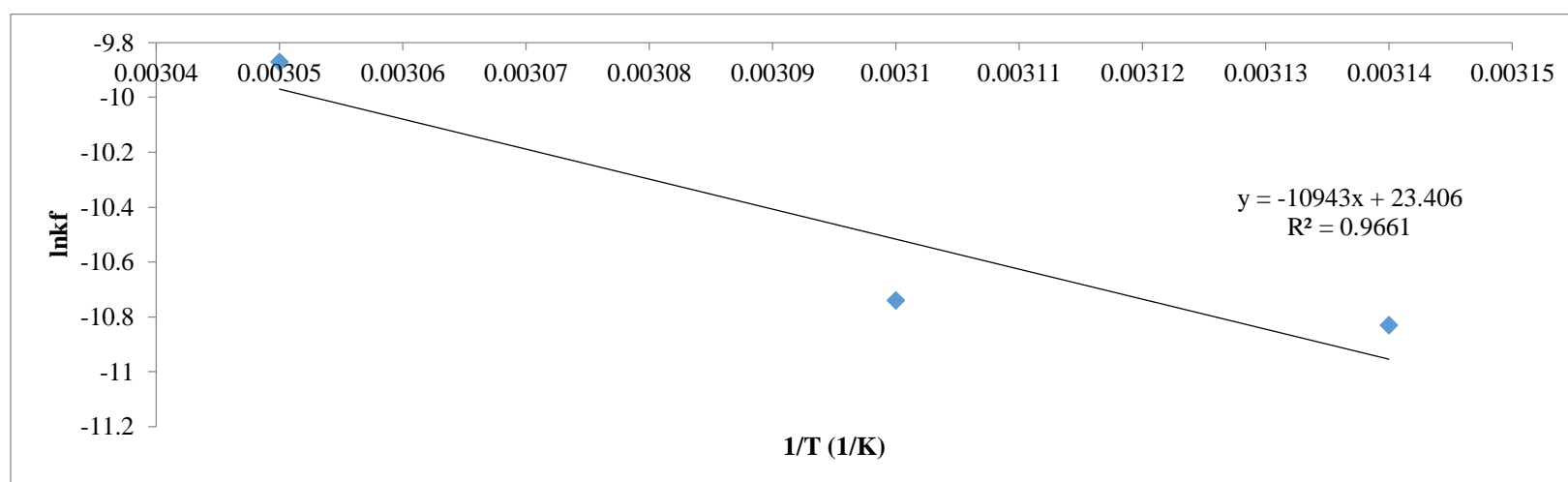


Fig. 6.0: Arrhenius plots of the Rate Determining Step



IV. CONCLUSION

In this research, kinetics of reversible reaction of neem methyl ester with acid activated catalyst was analysed to determine the reaction order and the rate constant. The reaction orders for triglyceride at temperatures of 45, 50 and 55°C were established to be the rate determining step (RDS) of triglyceride adsorption with energy of activation of 90.98 kJ/mol and rate constants of 1.96E-5, 2.17E-5 and 5.18E-5, respectively.

Activation energy was determined from the plots of $\log k$ vs $1/T$. The rate constants of the RDS increased when the temperature was increased. This shows that the rate RDS of reversible reaction is desired at greater temperature, which is standard investigation for an endothermic reaction. The high evaluation of coefficient of determination R^2 showed that the data conformed to Arrhenius equation.

V. ACKNOWLEDGEMENT

We would like to express our heartfelt gratitude to the university authorities for providing the required infrastructure and support towards the successful completion of the research. We are also grateful to the reviewers for their time taking in reviewing this paper and the valuable suggestions.

VI. REFERENCES

- [1] Ashish, K., Naveen K., Hasan, M.M., Rajeev, C., Arshad, N S., and Zahid, A., Khan. (2010). Production of Biodiesel from Thumba Oil: Optimization of Process Parameters. *Iranica Journal of Energy and Environment* Vol.1 (4), (pp.352-358).
- [2] Adermin, B.O., and Hameed, B. H. (2010). Production of biodiesel from palm oil. *Nigeria Society of Chemical Engineers Proceedings*, Vol. 40, (pp.135-143).
- [3] Demibras, A. (2003). Biodiesel fuels from vegetable oils via catalytic and non-catalytic supercritical alcohol transesterifications and other methods: a survey, *Energy Conversion and Management*, Vol. 44, (pp. 2093-2109).
- [4] Demirbas, A. (2005). Biodiesel production from vegetable oils via catalytic and non-catalytic supercritical methanol transesterification methods. *Progress in Energy and Combustion Science*, Vol.31(5-6), (pp. 466-487).
- [5] Dossin, T.F., Reyniers, M.F., and Marin, G.B. (2006). Kinetics of heterogeneously MgO-catalyzed transesterification, *Applied Catalysis B: Environmental*, 2006, Vol. 62(1-2), (pp. 35-45).
- [6] Freedman, B., Butterfield, R., and Pryde, E. H. (1986). Transesterification kinetics of soybean oil. *Journal of the American Oil Chemists' Society*, Vol.63(10), (pp.1375-1380).
- [7] Gemma, V., Mercedes, M., Jose, A., and Alfredo, E. (2005), Kinetics of Sunflower Oil Methanolysis. *Industrial Engineering Chemistry Research*.vol. 44, (pp.5447-5454).
- [8] Gemma Vicente, Mercedes Martinez, and Jose Aracil, (2006). Kinetics of Brassica carinata Oil Methanolysis. *Energy and Fuels*. Vol.20, (pp. 1722-1726).
- [9] Hassan, S.Z., Chopade, S.A., and Vinjamur, M. (2013). Study of Parametric Effects and Kinetic Modeling of Trans-esterification Reaction for Biodiesel Synthesis. *Research Journal of Recent Sciences*, 2(ISC-2012), (pp.67-75).
- [10] Helwani, Z., Othman, M.R., Aziz, N., Kim, J., and Fernando, WJN. (2009). Solid Heterogeneous catalysts for transesterification of triglycerides with methanol: A review. *Applied catalysis A-General* 363.1-10. <http://dx.doi.org/10.1016/j.apcata.2009.05.021>.
- [11] Hayes, R. E. (2001). *Introduction to Chemical Reactor Analysis*. CRC Press, 2001.
- [12] Kaya, C.; Hamamei, C., Baysal, A., Akba, O., Erdogan, S., and Sayduct. A. (2009). Methyl Ester of Peanut (*Arachis hypogea* L.) Seed Oil as Potential Feedstock for Biodiesel Production. *Renewable Energy*. Vol. 34, (pp.1257-1260).
- [13] Leng, T.Y., Mohamed, A.R., and Bhatia. S. (1999). Catalytic Conversion of Palm Oil to Fuels and Chemicals. *Canadian Journal of Chemical Engineering*. Vol.77(1), (pp. 156).
- [14] Lin, C.Y., Lin, H.A., and Hung, L.B. (2006). Fuel structure and properties of biodiesel produced by peroxidation process. *Fuel*, Vol.85, pp. (1743-1749).
- [15] Moradi, G.R., Dehghani, S., Ghanei R. (2012). Measurement of physical properties during transesterification of soybean oil to biodiesel from prediction of reaction progress. *Energy Conversion and Management* Vol. (61), (pp 67-70). <http://dx.doi.org/10.1016/j.enconman.2012.03.015>
- [16] Nagi, J., Ahmed, S. K., and Nagi, F. (2008). Palm Biodiesel an Alternative Green Renewable Energy for the Energy Demands of the Future. *International Conference on Construction and Building Technology*, (pp.79-94).
- [17] Sanjay, B. (2013). Heterogeneous catalyst derived from Natural Resources for Biodiesel. *Research Journals of Chemical Sciences*, Vol.3(6), (pp.95-101).
- [18] Schwab, AW., Baghy, MO., and Freedman B. (1987). Preparation and properties of Diesel fuel from vegetable oils. *Fuel Process Technology*, Vol.66, (pp.1372-1378).
- [19] Tesser, R., Di Serio, M., Guida, M., Nastasi, M., and Santacesaria, E. (2005). Kinetics of Oleic acid esterification with methanol in the presence of Triglycerides. *Industrial Engineering and Chemical Research*, Vol.44, (pp.7978-7982).
- [20] Vicente, G., Martinez, M., Aracil, J., and Esteban, A. (2005). Kinetics of sunflower oil methanolysis. *Industrial and Engineering Chemistry Research*, 44(15), (pp.5447-5454).
- [21] Vicente, G., Coteron, A., Martinez, M., and Aracil, J. (1998). Application of the Factorial design of Experiments and response surface methodology to Optimize biodiesel production. *Industrial Crops Products*. Vol. 8, (pp.29-35).
- [22] Younis, M. N., Saeed, M.S., Khan, S., Furqan, M.U., Khan, R.U., and Saleem, M. (2009). Production and Characterization of Biodiesel, from Waste and Vegetable oil. *Journal of Quality and Technology Management*, Vol. 5 (1), (pp.111-121).